



MemoryWorks

Look Book

Content

BasicGrey: Knee Highs	2
Bella Blvd: Engaged at Last	5
Bella Blvd: Love & Marriage	6
Bo Bunny: Mama Razzi 2	7
Fancy Pants Designs: Down by the Shore	8
My Mind's Eye: Notable	10
Simple Stories: 24/Seven	11
Simple Stories: Sn@p Life	13
Simple Stories: Urban Traveler	15
Simple Stories: Vintage Bliss	16
Studio Calico: Here & There	17
Additional Projects	18

BasicGrey: Knee Highs



BasicGrey: Knee Highs

Found on page 31

Items available: 12x12 Theme Set, 6x6 Paper Pad, Chip Sticker Shapes, Vellum Tape Stickers, Title Stickers, Chipboard Buttons, Bottle Caps

Oh So Pretty by Jody Spiegelhoff



MW Supplies: BasicGrey – Knee Highs (Theme Set, Cardstock Stickers, Washi Stickers); My Mind's Eye (Washi Tapes); Bo Bunny (Doilies)

Other Supplies: Glassine Bag, Hero Arts (Sequins), May Arts Pink (Chevron Twill Ribbon, Burlap Cord), EK Success (border punch), Fiskars (Cloud Punch)

You are my Rainbow by Jody Spiegelhoff



MW Supplies: BasicGrey – Knee Highs (Theme Set, Chipboard, Cardstock Stickers, Washi Stickers, Bottle Caps)

Little Things by Jody Spiegelhoff



MW Supplies: BasicGrey – Knee Highs (Theme Set, Washi Stickers, Chipboard)

Other Supplies: May Arts (Pink Burlap String); Mr. Huey's Mist — Pinstripe

Like...OMG by Jody Spiegelhoff



Butterfly by Jody Spiegelhoff



Laugh Tag by Jody Spiegelhoff



Top Notch Friend by Jody Spiegelhoff



MemoryWorks Supplies (a variety was used on each card)

BasicGrey — Knee Highs (12x12 Theme Set); BasicGrey Packaging; American Crafts (Kraft Cardstock)

Other Supplies: May Arts — Burlap String, Glassine Bag, Ranger — Kraft tags

Once Upon A Time by Jody Spiegelhoff




MW Supplies: BasicGrey – Knee Highs (Theme Set, Chipboard, Cardstock Stickers, Washi Stickers)

Other Supplies: May Arts (ivory burlap string), seam binding



Friends by Jody Spieglehoff



MW Supplies: BasicGrey — Knee Highs (Theme Set, Washi Stickers, Chipboard Stickers); WRMK — Bakers Twine (Pink)

Other Supplies: "friends" rub from Top Line Creations, Amy Tangerine Cardstock Sticker, Embossing Folding, Sandpaper

Bella Blvd: Engaged At Last



Bella Blvd: Engaged At Last
 Found on page 36
 Items available: 12x12 Theme Set, Alpha + Bits, Journaling Stickers, Chipboard

Little Chef by Lacey Igo



MW Supplies: Bella Blvd — Engaged At Last (Theme Set, Alpha + Bits, Chipboard); Zazz: Glitter Glue (Crystal); Petaloo (Mini Blossoms White); Teresa Collins: Far & Away (Stamps); Amy Tangerine: Yes, Please (Puffy Stickers); My Mind's Eye: My Girl (Enamel Dots)

Other Supplies: Wood Veneer (Hexagons); Chalk; Tooth Picks; Washi Tape

Bachelorette Party by Lacey Igo



MW Supplies: Bella Blvd — Engaged At Last (Theme Set); American Crafts (White Cardstock)

Other Supplies: Rhinestones

Congratulations by Lacey Igo



MW Supplies: Bella Blvd — Engaged At Last (Theme Set, Alpha + Bits, Chipboard); Zazz — Glitter Glue (Crystal)

Other Supplies: Congratulations Stamp, My Mind's Eye Brads

Bella Blvd: Love & Marriage



Bella Blvd: Love & Marriage

Found on page 36

Items available: 12x12 Theme Set, Alpha + Bits, Journaling Stickers, Chipboard

When I First Saw You by Lacey Igo



MW Supplies: Bella Blvd — Love & Marriage (Theme Set, Alpha + Bits, Chipboard); American Crafts (White Cardstock); Wood Veneer (People); Fancy Pants Designs: Stencil (Live for Today); Zazz: Glitter Glue (Parfait)

Other Supplies: Frame Die Cuts (me); Bow Die Cut (Silhouette); Washi Tape; Wood Veneer (Arrow, Heart); Tim Holtz: Distress Stain (Evergreen Bough)

Congratulations by Lacey Igo



MW Supplies: Bella Blvd — Love & Marriage (Theme Set, Alpha + Bits); Zazz — Glitter Glue (Parfait)

Other Supplies: Star Die Cut (Studio Calico), Washi Tape (Polk-a-dot, Black Chevron)

Love by Lacey Igo



MW Supplies: Bella Blvd — Love & Marriage (Theme Set, Alpha + Bits, Chipboard); American Crafts (White Cardstock)

Other Supplies: Baker's Twine (Twinery - Pink)

Bo Bunny: Mama Razzi 2




Bo Bunny: Mama Razzi 2

Found on page 42

Items available: 12x12 Theme Set, Cut-Outs, Combo Stickers, 12x12 Chipboard, Layered Chipboard, Brads, 6x6 Paper Pad

Smile by Jenn Bidwell-Edwardson



MW Supplies: Bo Bunny — Mama Razzi 2 (12x12 Theme Set, Cut Outs, 12x12 Chipboard, Brads)

You Are My Everything by Jenn Bidwell-Edwardson



MW Supplies: Bo Bunny — Mama Razzi 2 (12x12 Theme Set, 12 x 12 Chipboard, Brads); Fancy Pants Designs: Everything Lucky — Stencil Set

Project Tips

- Use stencil as title and journal in one.
- Use spray ink to create color to go with layout.
- Put scraps behind the letters to add interest.

About A Girl by Jenn Bidwell-Edwardson



MW Supplies: Bo Bunny — Mama Razzi 2 (12x12 Theme Set, Combo Stickers, 12x12 Chipboard, Layered Chipboard, Brads)

Project Tips

- Inked and torn edges compliment the distressed look of the papers.

Fancy Pants Designs: Down by the Shore



Fancy Pants Designs: Down by the Shore

Found on page 32

Items available: 12x12 Theme Set, 6x6 Paper Pad, Patterned Envelopes, Tags, Tape Stickers, Flair, Paper Clips, 4x6 Brag Book.

Designer Tips *from Gia Lau*

When working with a grid design, mentally divide the space into a tic tac toe board (nine even squares) and place your main elements at the intersections of the grid. By following this principle you will have a composition that is pleasing to the eye. Grid designs are really nice for fitting multiple major and minor elements into your layout while maintaining a controlled appearance.

If you feel overwhelmed by the bold or bright patterns or colors in a paper/product line try pulling out a simple color palette and work with just 2 or 3 of the colors and patterns. By doing this, many product lines will be more versatile and you will soon be inspired to use them by thinking outside the box (or theme.)

Grandfather *by Gia Lau*



MW Supplies: Fancy Pants Designs — Down by the Shore (Theme Set Papers, Decorative Tags, Flair, Paper Clips); Simple Stories Assorted Ribbons (Summer Fresh & Snap); Zazz Glitter Glue: Silver; 7 Gypsies Tray; Tim Holtz Distress Stain.

Other Supplies: Cricut Die-cutting machine; Cricut Cartridge Life is a Beach

Sunset Waikiki *by Gia Lau*



MW Supplies: Fancy Pants Designs — Down by the Shore (Theme Set Papers, Decorative Tags, Patterned Envelopes, Flair); American Crafts: Cardstock; Tattered Angels: Glimmer Mist; Mr. Huey's: Mist.

Other Supplies: Small glassine bag; TCW Mask.

Pirate Party by Gia Lau



My Mind's Eye: Notable



My Mind's Eye: Notable

Found on page 26

Items available: 12x12 Theme Set, Journaling Cards, Label Stickers, Stamps, Layered Stickers, Brads, Tiny Words, and 6x6 Paper Pad.

Heart by Megan Peacock



MW Supplies: My Mind's Eye – Notable (Theme Set, Layered Stickers); Doilies; Ribbon

Project Tip: Use a fine tip black pen to add your own unique details to stickers- add dots and dotted lines to look like stitching.

Happy by Megan Peacock



MW Supplies: My Mind's Eye – Notable (Theme Set, 4x6 Stamps, Layered Stickers, Brads); Tim Holtz – Distress Ink (Spiced Marmalade, Stormy Sky)

Project Tip: Use coordinating rubber stamps in complimentary colors to create your own unique embellishments- stamp on paper and then trim into ribbon shapes.

Silly by Megan Peacock



MW Supplies: My Mind's Eye – Notable (Theme Set, Brads, 4x6 Stamps); Tim Holtz – Distress Ink (Spiced Marmalade); Fancy Pants Designs (3x3 Shape Stencil); American Crafts – Cardstock (Kraft, White)

Other Supplies: Watermark Ink

Project Tip: Use a stencil with ink and a sponge to create a base image for layering stickers or folded paper embellishments over.

Simple Stories: 24 / 7



Simple Stories: 24 / Seven

Found on page 16 – 17

Items available: 12x12 Collection Kit, 6x6 Paper Pad, Brads, Layered Stickers, 3x4 & 4x6 Snap Cards, Assorted Pockets, Designer Cardstock Paper Pack, Simple Basics Paper Pack, Signature Elements Pack, Fundamental Cardstock Stickers, Expression Cardstock Stickers, Flash Cards, Snap Pages

Designer Tip *from Jenn Bidwell-Edwardson*

Use leftover stickers, border strips, overlays and papers to create mini album to keep track of birth-days and anniversaries that reoccur every year.

Selfies *by Jenn Bidwell-Edwardson*



MW Supplies: Simple Stories — 24 / Seven (12x12 Collection Kit, Brads, Cardstock Stickers)

Dates 2 Remember *by Jenn Bidwell-Edwardson*



MW Supplies: Simple Stories — 24 / Seven (12 x 12 Collection Kit, Brads, Cardstock Stickers)



Simple Stories: Sn@p



Simple Stories: Snap Life
Found on page 4-13

Smile by Kelly Holbrook



MW Supplies: Simple Stories — Sn@p (Collection Kit - Sn@p! Life, Fundamental Stickers, Calender Stickers)

Hello by Kelly Holbrook



MW Supplies: Simple Stories — Sn@p Life (Collection Kit, Brads, Fundamental Stickers, Simple Basics Pack)

The Good Stuff by Kelly Holbrook



MW Supplies: Simple Stories — Sn@p Life (Collection Kit, Simple Basics Pack, Fundamental Stickers, Brads, Clear Stamps)

Insta Love by Lacey Igo



For more pages in this album, visit laceybugcreations.blogspot.com

MW Supplies: Simple Stories — Sn@p Life! (Collection Kit, Sticker Letters, Stickers Icon, 6x12 Chipboard Sn@p! Hello, Brads, Layered Stickers, Flair – Sn@p Icons, Flair – Color Fusion, Chipboard Dividers, Pockets – So Random, 4x6 Cards – Fill In The Blanks, 4x6 Cards – Just the Basics, 3x4 Cards – Fill in the Blanks, 3x4 cards – Life, Stamps Daily, Stamps Snapshots); Tim Holtz Distress Stains; American Crafts White Cardstock

Other Supplies: Diecuts by Lacey Igo, Studio Calico, Silhouette Machine; Twine, Feather, Washi.

Simple Stories: Urban Traveler



Simple Stories: Urban Traveler

Found on page 18 – 19

Items available: 12x12 Collection Kit, 6x6 Paper Pad, 6x12 Chipboard, Brads, Layered Stickers, 3x4 & 4x6 Snap Cards, Assorted Pockets, Designer Cardstock Paper Pack, Simple Basics Paper Pack, Fundamental Cardstock Stickers, Expression Cardstock Stickers, Flash Cards, Snap Pages

You Are Here by Gia Lau



MW Supplies: Simple Stories — Urban Traveler (Designer Cardstock, Sn@p Pockets, Decorative Brads, Chipboard Stickers)

Other Supplies: Glitz Designs (Transparency); Heidi Swapp (Mini Book); Paper Clip

Adventure by Gia Lau



MW Supplies: Simple Stories — Urban Traveler (Journal Card Elements, Chipboard Stickers, Layered Stickers); Simple Stories Ribbon Bundle

Other Supplies: 6x6 Paper Pad (Cardstock)

Simple Stories: Vintage Bliss



Simple Stories: Vintage Bliss

Found on page 20 – 21

Items available: 12x12 Collection Kit, 6x6 Paper Pad, 6x12 Chipboard, Brads, Layered Stickers, 3x4 & 4x6 Snap Cards, Assorted Pockets, Designer Cardstock Paper Pack, Simple Basics Paper Pack, Fundamental Cardstock Stickers, Expression Cardstock Stickers, Flash Cards, Snap Pages

Hey There, Sunshine by Megan Peacock



MemoryWorks Supplies: Simple Stories — Vintage Bliss SN@P! (Basics Paper Pack, Chipboard, Brads);

Other Supplies: Bakers Twine, Ribbon Roses, Tag Die Cut, Dots Embossing Folder

Project 2 Tips

- Try taking your layered brads apart and using the components individually like I did with the “hey there sunshine” tag.

Hello by Megan Peacock



MemoryWorks Supplies: Simple Stories — Vintage Bliss SN@P! (Pockets, Collection Kit); Ribbon

Project Tips

- You can cut up the SN@P! pages to use as mattes for cards.
- Use a pocket on the front of your card as a convenient place to tuck in a tag or a gift card.

H is for Happy by Megan Peacock



MemoryWorks Supplies: Simple Stories — Vintage Bliss (Simple Basics Paper Pack, Layered Stickers); Zazz — Glitter Glue; Paper Doilies

Other Supplies: Tulle ribbon

Project Tip

- Tie a length of gathered tulle ribbon onto your card for an easy dramatic embellishment.

Studio Calico: Here & There



Studio Calico: Here & There
 Found on page 40
 Items available: 12x12 Theme Set, 6x6 Paper Pad, Die Cut Shapes, Cardstock Stickers, Badges, Transparency Die Cuts

The John Oliver Cabin by Kelly Holbrook



MW Supplies: Studio Calico — Here + There (Theme Set, Die Cut Shapes, Cardstock Stickers, Badges, Wood Veneer)

Lake Michigan by Kelly Holbrook



MW Supplies: Studio Calico — Here + There (Theme Set, Die Cut Shapes, Wood Veneer)

You Are the Best by Kelly Holbrook



MW Supplies: Studio Calico — Here + There (Theme Set, Die Cut Shapes)

More Inspiration

There were so many wonderful projects submitted by our TeamWorks members, we couldn't pass up these darling project inspiration.

Your Tongue by Jody Spiegelhoff



MW Supplies: BasicGrey — Knee Highs (Theme Set, Chipboard, Cardstock Stickers, Washi Stickers); Mr Huey's Inky Black

Other Supplies: May Arts (Ivory burlap string); Amy Tangerine (White Woodgrain Thickers); Glassine Bag; White Tag; Twinery bakers twine; Authentique (letter stickers)

Life Is Good by Megan Peacock



MW Supplies: My Mind's Eye – Notable (Theme Set, Journaling Cards, Label Stickers)

Project Tip: Try using a wired ribbon threaded through holes in a tag or a label. Scrunch ends for a different look from the usual knot or bow.

Hello by Megan Peacock



MW Supplies: My Mind's Eye – Notable (Theme Set, Brads, 4x6 Stamps); WRMK – Bakers Twine (Orange)

Other Supplies: Clear Embossing Ink, Clear Embossing Powder


Project Tip: Clear emboss an all-over design on your card stock to create a subtle detailed background for your card. Use small paper scraps to create petals for a paper flower.

Oh...Happy Day! by Jody Spieglehoff



MW Supplies: Simple Stories — Snap (Collection Kit); My Mind's Eye — My Girl (Dots)

Good Stuff by Jody Spieglehoff



MW Supplies: Simple Stories — Sn@p (Collection Kit; Flair, Calendar Stickers); Wood Veneers (Cameras, Chevron)

Hello Real Life by Jody Spieglehoff



MW Supplies: Simple Stories — Sn@p (Theme Set, 4x6 Transparency Overlay, Flair); Mr. Huey's — Inky (Black, White); My Mind's Eye (Washi Tapes)

Other Supplies: Tim Holtz — Tiny Attacher; Fiskar's (Cloud Punch)

Bloom by Megan Peacock



MemoryWorks Supplies: Simple Stories — Vintage Bliss (Collection kit, Simple Basics Paper Pack, Brads)

Project Tip

- Don't be timid about layering stickers, brads, ribbons, and gems on top of patterned paper for a lovely collage look.